

ORCID



Open Researcher and Contributor ID

شناسه آزاد پژوهشگران و نویسندگان که به اختصار اُرکید نامیده می شود، یک رمز برای شناسایی منحصر به فرد دانشمندان و دیگر نویسندگان دانشگاهی با اسامی مشابه است.

در این صورت نویسنده قادر است کل برونداد و مولفه های پژوهشی خود را در آن وارد نموده و به این شناسه لینک کند

این شناسه به عنوان یک رابط بین پژوهشگر و پژوهش وی در فرایندهایی مانند: ثبت مقاله، درخواست گرانت، درخواست پروانه ثبت اختراع و ... ارتباط برقرار کند.

ثبت نام در سایت اُرکید:

وارد سایت **orcid.org** شوید

برای شروع فرایند ثبت نام بر روی **Register now** کلیک نمایید

The screenshot shows the ORCID website interface. At the top, there is a navigation bar with links: ABOUT, FOR RESEARCHERS, MEMBERSHIP, DOCUMENTATION, RESOURCES, NEWS & EVENTS, and SIGN IN. The main content area features a large banner with the text "Distinguish yourself in three easy steps" and a sub-header "ORCID provides a persistent digital identifier (an ORCID iD) that you own and control, and that distinguishes you from every other researcher. You can connect your iD with your professional information — affiliations, grants, publications, peer review, and more. You can use your iD to share your information with other systems, ensuring you get recognition for all your contributions, saving you time and hassle, and reducing the risk of errors." Below the banner, there are three numbered steps: 1. REGISTER (Get your unique ORCID iD. It takes a minute. **register now**), 2. USE YOUR ORCID ID (Use your iD, when prompted, in systems and platforms from grant application to manuscript submission and beyond, to ensure you get credit for your contributions), and 3. SHARE YOUR ORCID ID (The more information connected to your ORCID record, the more you'll benefit from sharing your iD - so give the organizations you trust permission to update your record as well as adding your affiliations, emails, other names you're known by, and more).

در مرحله بعد یک فرم ثبت نام نشان داده می شود. اطلاعات خواسته شده را طبق تصویر زیر تکمیل نمایید و بر روی **next** کلیک نمایید

The screenshot shows the ORCID website header with the logo and navigation links. Below the header is a progress bar with three steps: 1. Personal data, 2. Security and notifications, and 3. Visibility and terms. The first step is active. The main content area is titled 'Create your ORCID ID' and includes a sub-header 'This is step 1 of 3'. It contains a form with the following fields: 'First name' (labeled 'نام' in red), 'Last name (Optional)' (labeled 'نام خانوادگی' in red), 'Primary email' (labeled 'ایمیل اصلی' in red), 'Confirm primary email' (labeled 'تایید ایمیل اصلی' in red), and 'Additional email (Optional)' (labeled 'ایمیل دیگر' in red). There are also links for 'GO BACK' and 'NEXT'.

توجه: ایمیل اصلی ترجیحا ایمیل آکادمیک باشد

مطابق با تصویر زیر **continue with rigistration** را کلیک نمایید

The screenshot shows the ORCID website header and navigation links. Below the header is a progress bar with three steps: 1. Personal data, 2. Security and notifications, and 3. Visibility and terms. The second step is active. The main content area is titled 'Could this be you?' and includes a sub-header 'We found some accounts with your name, which means you may have already created an ORCID ID using a different email address. Before creating an account, please confirm that none of these records belong to you. Not sure if any of these are you? [Contact us](#).' Below this is a table with the following columns: 'First Name', 'Last Name', 'Affiliations', and 'View Record'. The table contains five rows of data. At the bottom of the table, there are two buttons: 'I ALREADY HAVE AN ID, GO BACK TO SIGN IN' and 'NONE OF THESE ARE ME, CONTINUE WITH REGISTRATION'. Below the table, there is a checkbox labeled 'Please send me quarterly emails about new ORCID features and tips. To receive these emails, you will also need to verify your primary email address.'

First Name	Last Name	Affiliations	View Record
zeinab	zareei	University of Tehran	View Record
Zeinab	Zarei-Behjani	Shiraz University of Medical Sciences, University of Guilan	View Record
zeinab	zareei		View Record
kazem	zareei	Shiraz University of Medical Sciences, University of Tehran	View Record
Neda	Zarei	Islamic Azad University Tehran Medical Sciences, Qazvin University of Medical Sciences Qazvin Medical School	View Record

رمز عبور را تعیین نمایید و بر روی **next** کلیک کنید

Personal data

Security and notifications

Visibility and terms

Create your ORCID iD

This is step 2 of 3

Password رمز عبور (شامل حرف و عدد)

A password is required

☒ 8 or more characters

☒ 1 letter or symbol

☒ 1 number

Confirm password تایید رمز عبور

Retype your password

Notification settings

ORCID sends email notifications about items related to your account, security, and privacy, including requests from ORCID member organizations for permission to update your record, and changes made to your record by those organizations.

You can also choose to receive emails from us about new features and tips for making the most of your ORCID record.

☐ Please send me quarterly emails about new ORCID features and tips. To receive these emails, you will also need to verify your primary email address.

After you've registered, you can change your notification settings at any time in the account settings section of your ORCID record.

GO BACK

NEXT

به منظور حفظ حریم خصوصی پژوهشگران و اطلاعات درج شده آنها، امکان تنظیم شیوه نمایش اطلاعات در قالب ۳ گزینه وجود دارد:

گزینه اول: بیشترین سطح دسترسی

گزینه آخر: کمترین سطح دسترسی

توجه: پروفایل ارکید در حالت عمومی (**public**) قرار گرفته شود


Create your ORCID iD


This is step 3 of 3


Visibility settings

Your ORCID iD connects with your ORCID record that can contain links to your research activities, affiliations, awards, other versions of your name, and more. You control this content and who can see it.

By default, what visibility should be given to new items added to your ORCID Record?

☒  **Everyone** (87% of users choose this)

☐  **Trusted Organizations** (5% of users choose this)

☐  **Only me** (8% of users choose this)


More information on visibility settings

Terms of Use

☐ I consent to the [privacy policy](#) and [terms of use](#) and agree to my data being publicly accessible where marked as "Visible to Everyone".

☐ I consent to my data being processed in the United States. [More information on how ORCID process your data.](#)

☐ I'm not a robot



GO BACK

REGISTER

در ادامه قوانین و سیاست های موسسه ارکید را تایید کرده و روی گزینه **Register** کلیک نمایید

Create your ORCID iD
This is step 3 of 3

Visibility settings

Your ORCID iD connects with your ORCID record that can contain links to your research activities, affiliations, awards, other versions of your name, and more. You control this content and who can see it.

By default, what visibility should be given to new items added to your ORCID Record?

☐ **Everyone** (87% of users choose this)

☐ **Trusted Organizations** (5% of users choose this)

☐ **Only me** (8% of users choose this)

[More information on visibility settings](#)

Terms of Use

☐ I consent to the [privacy policy](#) and [terms of use](#) and agree to my data being publicly accessible where marked as "Visible to Everyone".

☐ I consent to my data being processed in the United States. [More information on how ORCID process your data.](#)

تایید سیاست های موسسه

☐ I'm not a robot

کلیک کنید

[GO BACK](#) [REGISTER](#)

بعد از این مرحله شما به صفحه پروفایلتان در ارکید منتقل می شوید و از شما خواسته می شود که ایمیل ثبت نام را تایید نمایید

بعد از اتمام این فرایند، یک شناسه ارکید ۴ بخشی دریافت می کنید که از آن در هنگام سابمیت مقالات استفاده می نمایید

جهت حذف پروفایل تکراری ارکید، می توانید از لینک زیر استفاده نمایید:

https://support.orcid.org/he/en-us/requests/new?ticket_form_id=360003482014